



Misty Chapman
Scurry County Treasurer
1806 25th Street, Suite 205
Snyder, TX 79549
Phone: 325-573-5382
Fax: 325-515-7575
misty.chapman@co.scurry.tx.us

Date: April 7th, 2026

To: Scurry County Commissioners Court

From: Misty Chapman

Re: Scurry County Quarterly Investment Report
Quarter Ending March 31st, 2026

In accordance with Government Code 2256, The Public Funds Investment Act and the Scurry County Investment Policy the following Quarterly Investment Report is submitted for your review.

Investments have been made in compliance with the Scurry County's Investment Policy. It is the objective of the county to ensure that the "return of our principal" takes precedent over the "return on our principal".

{GC 2256.023} Furthermore, The Investment Pools are in compliance with GC 2256.016 and specifically to the reporting requirements of sections(c) (1) and (2).

Therefore, Misty Chapman, County Treasurer of Scurry County, Texas, who being fully sworn, upon oath says that the within and foregoing report is true and correct to the best of her knowledge.

Filed with accompanying vouchers this, the _____ day of April, 2026.

Misty Chapman

Misty Chapman, Treasurer, Scurry County / Date

Angela Sanchez
Investment Committee Member / Date



Misty Chapman
Scurry County Treasurer
1806 25th Street, Suite 205
Snyder, TX 79549
Phone: 325-573-5382
Fax: 325-515-7575
misty.chapman@co.scurry.tx.us

DAN HICKS

Investment Committee Member, Date

DOUG SCOTT

Investment Committee Member, Date

Commissioners' Court having reviewed the Investment Quarterly Report as presented, hereby approve the report and request that it be filed with the official minutes of this meeting. In addition, the below signatures affirm that the Investment Report complies with statutes as referenced. {GC 2256.023} and the affidavit states the ending quarterly balance of investments that are in the custody of the county treasurer equals:

\$15,929,446.84

County Judge, Dan Hicks

Commissioner Pct. #1, Terry Williams

Commissioner Pct. #2, Doug Scott

Commissioner Pct. #3, Shawn McCowen

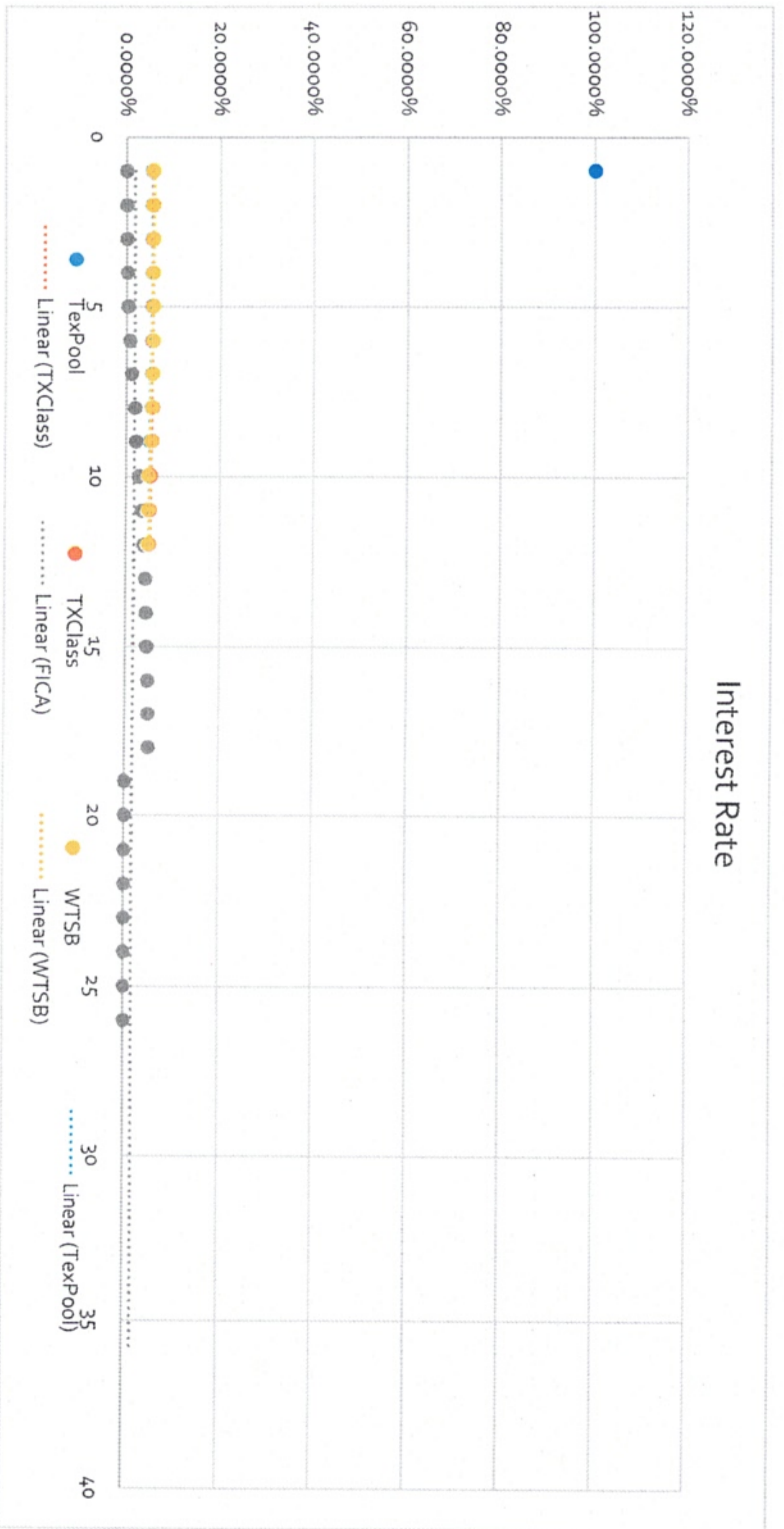
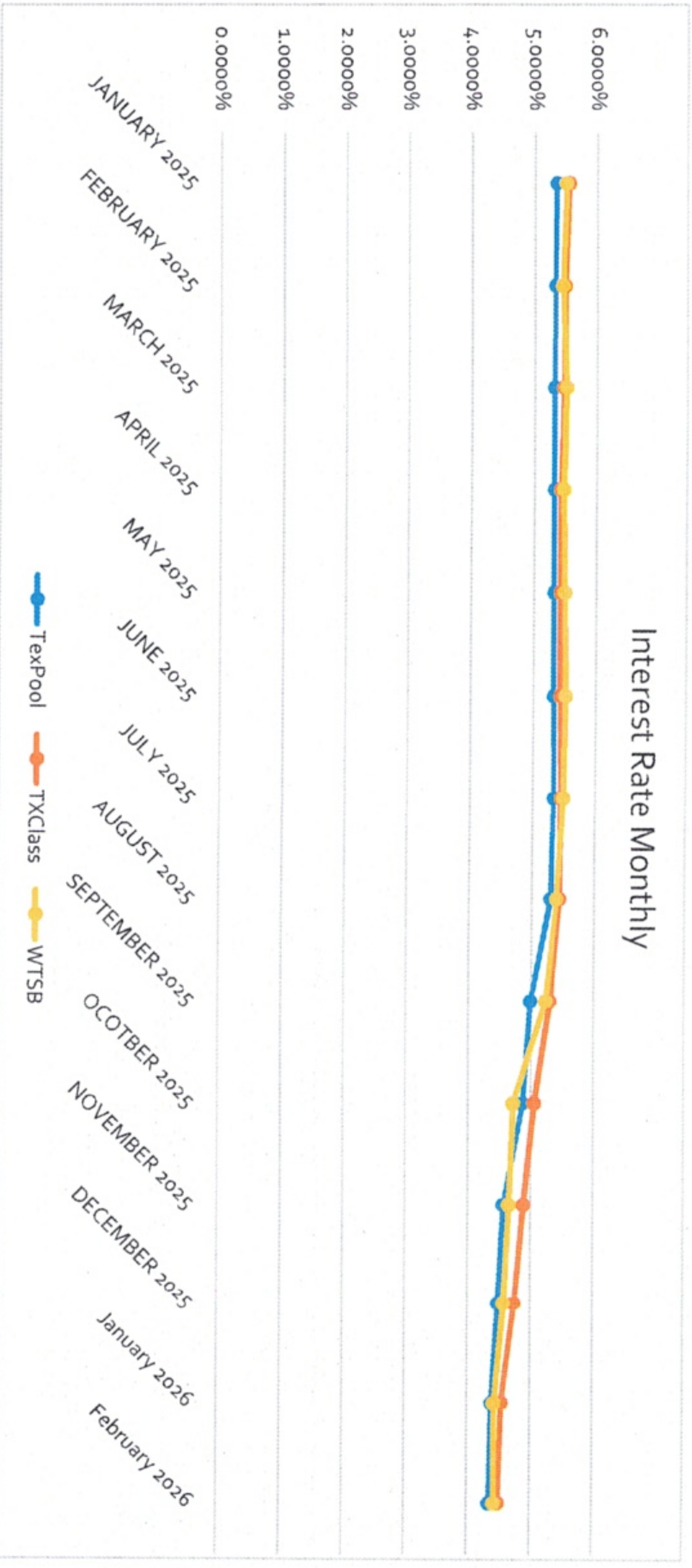
Commissioner Pct. #4, Jeff Mitchell

Scurry County

Quarterly Investment Report January - March 2026

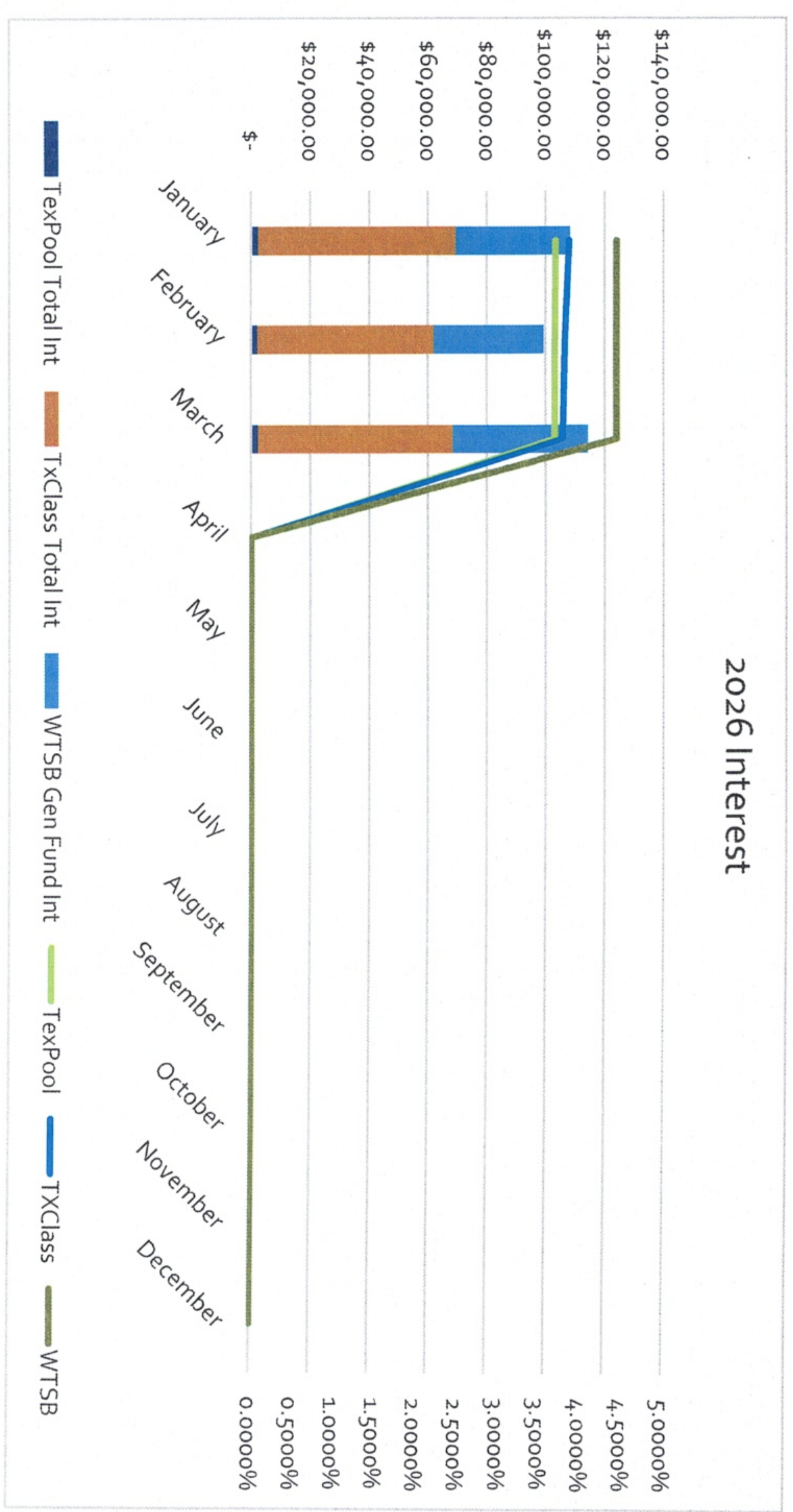
Fund	Security Description	1st Qtr. Bal March 31, 2026	Total Interest Earned in 1st Qtr	Interest Rate March 31, 2026	Annual Interest Earned
GENERAL FUND	TexPool	\$ 190,614.61	\$ 1,722.93	3.68%	
	Texas Class	\$ 7,817,644.96	\$ 73,110.28	3.7762%	
Emergency Contingency Fund	Texas Class	\$ 3,800,604.21	\$ 35,541.12	3.7762%	
	Total	\$11,808,863.78	\$ 110,374.33		\$ 110,374.33
Road & Bridge	TexPool	\$ 52,691.30		3.68%	
	Texas Class	\$ 103,704.00	\$ 969.80	3.7762%	
	Total	\$ 156,395.30	\$ 969.80		\$ 969.80
Senior Center	TexPool	\$ 323,339.34	\$ 2,922.45	3.68%	\$ 2,922.45
	Total				
Adult Probation	TexPool	\$ 12,499.13	\$ 112.92	3.68%	\$ 112.92
American Rescue Plan	Texas Class	\$ 193.35	\$ 2.42	3.7762%	\$ 2.42
Law Enforcement I&S	TexPool	\$ 530.82	\$ 4.51	3.68%	\$ 4.51
	Texas Class	\$ 306,496.81	\$ 2,866.32	3.7762%	\$ 2,866.32
	Total	\$ 307,027.63	\$ 2,870.83		\$ 2,870.83
Hermleigh Water Works	TexPool	\$ 133,596.29	\$ 1,207.45	3.68%	\$ 1,207.45
Airport	Texas Class	\$ 893,122.30	\$ 8,352.41	3.7762%	\$ 8,352.41
EMS	Texas Class	\$ 2,294,409.72	\$ 21,457.25	3.7762%	\$ 21,457.25
Road and Bridge PCT 1	Texas Class	\$ 3,941,735.13	\$ 36,862.95	3.7762%	\$ 36,862.95
Road and Bridge PCT 4	Texas Class	\$ 525,271.21	\$ 4,912.33	3.7762%	\$ 4,912.33
Road and Bridge PCT 3	Texas Class	\$ 910,265.56	\$ 8,512.75	3.7762%	\$ 8,512.75
Totals		\$15,929,446.84	\$ 148,269.86		\$ 195,635.44

	TexPool	TXClass	WTSB
JANUARY 2024	5.3500%	5.5403%	5.5000%
FEBRUARY 2024	5.3300%	5.4842%	5.4500%
MARCH 2024	5.32%	5.47%	5.50%
APRIL 2024	5.32%	5.43%	5.47%
MAY 2024	5.32%	5.43%	5.49%
JUNE 2024	5.32%	5.43%	5.51%
JULY 2024	5.33%	5.45%	5.48%
AUGUST 2024	5.29%	5.43%	5.39%
SEPTEMBER 2024	4.98%	5.29%	5.22%
OCTOBER 2024	4.86%	5.04%	4.71%
NOVEMBER 2024	4.56%	4.88%	4.65%
DECEMBER 2024	4.48%	4.74%	4.57%
JANUARY 2025	4.39%	4.54%	4.43%
FEBRUARY 2025	4.35%	4.49%	4.43%
MARCH 2025	4.34%	4.43%	4.43%
APRIL 2025	4.37%	4.44%	4.43%
MAY 2025	4.33%	4.41%	4.43%
JUNE 2025	4.35%	4.40%	4.43%
JULY 2025	4.30%	4.41%	4.43%
AUGUST 2025	4.31%	4.39%	4.43%
SEPTEMBER 2025	4.18%	4.35%	4.43%
OCTOBER 2025	4.08%	4.28%	4.43%
NOVEMBER 2025	4.04%	4.11%	4.43%
DECEMBER 2025	3.82%	3.97%	4.43%
January 2026	3.69%	3.85%	4.43%
February 2026	3.68%	3.80%	4.43%
March 2026	3.68%	3.78%	4.43%
April 2026			
May 2026			
June 2026			
July 2026			
August 2026			
September 2026			
October 2026			
November 2026			
December 2026			



2026	TexPool	TXClass	WTSB	TexPool Total Int	TXClass Total Int	WTSB Gen Fund Int
January	3.6900%	3.8545%	4.4300%	\$ 2,226.94	\$ 66,888.23	\$ 39,109.45
February	3.6800%	3.8020%	4.4300%	\$ 2,001.95	\$ 59,765.85	\$ 37,536.75
March	3.6800%	3.7762%	4.4300%	\$ 2,217.71	\$ 65,934.93	\$ 46,265.53
April	0.0000%	0.0000%	0.0000%	\$ -	\$ -	\$ -
May	0.0000%	0.0000%	0.0000%	\$ -	\$ -	\$ -
June	0.0000%	0.0000%	0.0000%	\$ -	\$ -	\$ -
July	0.0000%	0.0000%	0.0000%	\$ -	\$ -	\$ -
August	0.0000%	0.0000%	0.0000%	\$ -	\$ -	\$ -
September	0.0000%	0.0000%	0.0000%	\$ -	\$ -	\$ -
October	0.0000%	0.0000%	0.0000%	\$ -	\$ -	\$ -
November	0.0000%	0.0000%	0.0000%	\$ -	\$ -	\$ -
December	0.0000%	0.0000%	0.0000%	\$ -	\$ -	\$ -

2026 Interest



TEXPOOL

2026

Security Description	TexPool	JANUARY			FEBRUARY			MARCH			YTD
		Beginning Bal	Interest Dep	Ending Bal	Beginning Bal	Interest Dep	Ending Bal	Beginning Bal	Interest Dep	Ending Bal	
General Fund	TexPool	\$ 188,891.68	\$ 595.16	\$ 189,486.84	\$ 189,486.84	\$ 535.02	\$ 190,021.86	\$ 190,021.86	\$ 592.75	\$ 1,722.93	
Hermleigh	TexPool	\$ 132,388.84	\$ 417.12	\$ 132,805.96	\$ 132,805.96	\$ 374.96	\$ 133,180.92	\$ 133,180.92	\$ 415.37	\$ 1,207.45	
Water Works	TexPool	\$ 132,805.96	\$ 132,805.96	\$ 133,180.92	\$ 133,180.92	\$ 133,596.29	\$ 133,596.29	\$ 133,596.29	\$ 133,596.29	\$ 133,596.29	
Adult	TexPool	\$ 12,386.21	\$ 38.99	\$ 12,425.20	\$ 12,425.20	\$ 35.10	\$ 12,460.30	\$ 12,460.30	\$ 38.83	\$ 112.92	
Probation	TexPool	\$ 12,425.20	\$ 12,425.20	\$ 12,460.30	\$ 12,460.30	\$ 12,499.13	\$ 12,499.13	\$ 12,499.13	\$ 12,499.13	\$ 12,499.13	
Road & Bridge	TexPool	\$ 52,214.96	\$ 164.55	\$ 52,379.51	\$ 52,379.51	\$ 147.93	\$ 52,527.44	\$ 52,527.44	\$ 163.86	\$ 476.34	
Law Enforcement	TexPool	\$ 526.31	\$ 1.56	\$ 527.87	\$ 527.87	\$ 1.40	\$ 529.27	\$ 529.27	\$ 1.55	\$ 4.51	
I&S	TexPool	\$ 527.87	\$ 527.87	\$ 529.27	\$ 529.27	\$ 530.82	\$ 530.82	\$ 530.82	\$ 530.82	\$ 530.82	
Senior Center	TexPool	\$ 320,416.89	\$ 1,009.56	\$ 321,426.45	\$ 321,426.45	\$ 907.54	\$ 322,333.99	\$ 322,333.99	\$ 1,005.35	\$ 2,922.45	
		\$ 321,426.45	\$ 3.69%	\$ 322,333.99	\$ 322,333.99	\$ 3.68%	\$ 323,339.34	\$ 323,339.34	\$ 3.68%	\$ 323,339.34	
		\$ 2,226.94		\$ 2,001.95	\$ 2,001.95		\$ 2,217.71	\$ 2,217.71		\$ 2,217.71	
		\$ 709,051.83		\$ 711,053.78	\$ 711,053.78		\$ 713,271.49	\$ 713,271.49		\$ 713,271.49	

TEXAS CLASS 2026

Security

Description

	1/31/2025	2/28/2025	3/31/2025	YTD
General Fund				
Texas Class Beginning Bal	\$ 7,744,534.68	\$ 7,759,926.67	\$ 7,792,614.86	
Contributions				
Withdrawals				
Interest Dep	\$ 25,391.99	\$ 22,688.19	\$ 25,030.10	\$ 73,110.28
Ending Bal	\$ 7,769,926.67	\$ 7,792,614.86	\$ 7,817,644.96	
Road & Bridge				
Texas Class Beginning Bal	\$ 102,734.20	\$ 103,071.03	\$ 103,371.98	
Contributions				
Withdrawals				
Interest Dep	\$ 336.83	\$ 300.95	\$ 332.02	\$ 969.80
Ending Bal	\$ 103,071.03	\$ 103,371.98	\$ 103,704.00	
Law Enforcement				
I&S				
Texas Class Beginning Bal	\$ 303,630.49	\$ 304,626.01	\$ 305,515.51	
Contributions				
Withdrawals				
Interest Dep	\$ 995.52	\$ 889.50	\$ 981.30	\$ 2,866.32
Ending Bal	\$ 304,626.01	\$ 305,515.51	\$ 306,496.81	
Airport				
Texas Class Beginning Bal	\$ 884,769.89	\$ 887,670.77	\$ 890,262.75	
Contributions				
Withdrawals				
Interest Dep	\$ 2,900.88	\$ 2,591.98	\$ 2,859.55	\$ 8,352.41
Ending Bal	\$ 887,670.77	\$ 890,262.75	\$ 893,122.30	
EMS				
Texas Class Beginning Bal	\$ 2,272,952.47	\$ 2,280,404.79	\$ 2,287,053.59	
Contributions				
Withdrawals				
Interest Dep	\$ 7,452.32	\$ 6,658.80	\$ 7,346.13	\$ 21,457.25
Ending Bal	\$ 2,280,404.79	\$ 2,287,063.59	\$ 2,294,409.72	
Emergency Contingency Fund				
Texas Class Beginning Bal	\$ 3,765,061.09	\$ 3,777,405.60	\$ 3,788,435.65	
Contributions				
Withdrawals				
Interest Dep	\$ 12,344.51	\$ 11,030.05	\$ 12,166.56	\$ 35,541.12
Ending Bal	\$ 3,777,405.60	\$ 3,788,435.65	\$ 3,800,602.21	
AMERICAN RESCUE PLAN				
Texas Class Beginning Bal	\$ 191.55	\$ 192.17	\$ 192.73	
Contributions				
Withdrawals				
Interest Dep	\$ 0.62	\$ 0.56	\$ 1.80	\$ 2.98
Ending Bal	\$ 192.17	\$ 192.73	\$ 194.53	
Road & Bridge PCT 1				
Texas Class Beginning Bal	\$ 3,904,872.18	\$ 3,917,675.08	\$ 3,929,114.71	
Contributions				
Withdrawals				
Interest Dep	\$ 12,802.90	\$ 11,439.63	\$ 12,620.42	\$ 36,862.95
Ending Bal	\$ 3,917,675.08	\$ 3,929,114.71	\$ 3,941,735.13	
Road & Bridge PCT 4				
Texas Class Beginning Bal	\$ 520,358.88	\$ 522,064.97	\$ 523,589.42	
Contributions				
Withdrawals				
Interest Dep	\$ 1,706.09	\$ 1,524.45	\$ 1,681.79	\$ 4,912.33
Ending Bal	\$ 522,064.97	\$ 523,589.42	\$ 525,271.21	
Road & Bridge PCT 3				
Texas Class Beginning Bal	\$ 901,752.81	\$ 904,709.38	\$ 907,351.12	
Contributions				
Withdrawals				
Interest Dep	\$ 295.57	\$ 264.74	\$ 291.44	\$ 8,512.75
Ending Bal	\$ 904,709.38	\$ 907,351.12	\$ 910,265.56	
Avg Monthly Yield	3.845	3.802		
Monthly Interest	\$ 66,888.23	\$ 59,765.85	\$ 65,934.11	
Total	\$ 20,467,746.47	\$ 20,527,512.32	\$ 20,593,446.43	